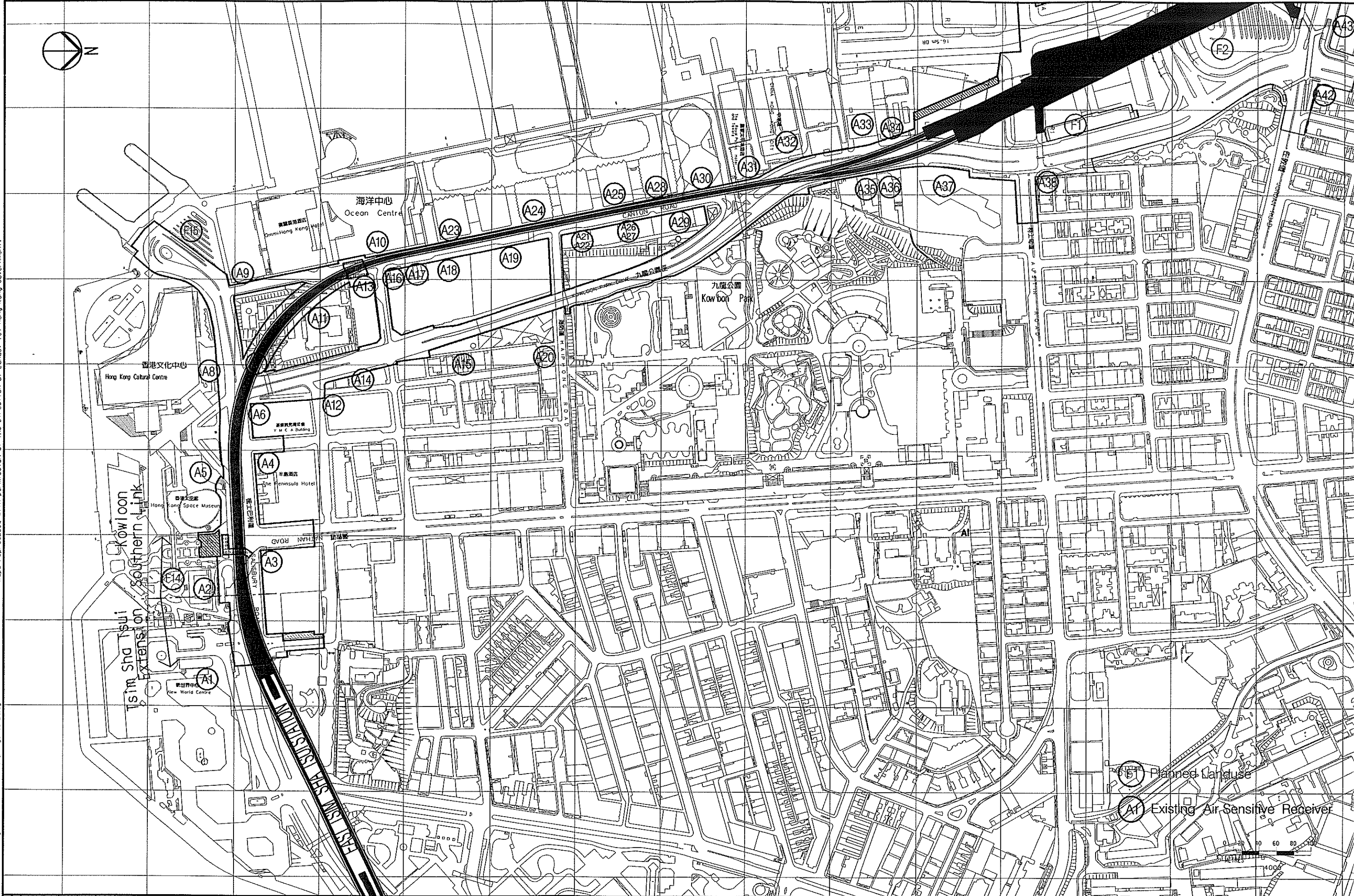


Maps reproduced with permission of The Director of Lands. (C) Hong Kong Government.

FILENAME: G:\env\project\23523\drawings\3rd EIA\W8\A11\temp Figure5-2a.dgn



F1 Planned Language
A1 Existing Air Sensitive Receiver

REV	DATE	BY	SUB	APP	DESCRIPTION
△	DEC2003	SW	FC	ST	EIA REPORT
△	NOV2003	SW	FC	ST	EIA REPORT
△	30MAY2003	SW	FC	ST	EIA REPORT
△	7MAR2003	SW	FC	ST	EIA REPORT (2ND DRAFT)
△	11OCT2002	SW	FC	ST	EIA REPORT (1ST DRAFT)

DESIGNED BY	SW
DRAWN BY	RL
CHECKED BY	FC
IN CHARGE	ST
DATE	5 DEC 2003

New Railway Projects
新鐵路策劃

Ove Arup & Partners Hong Kong Limited

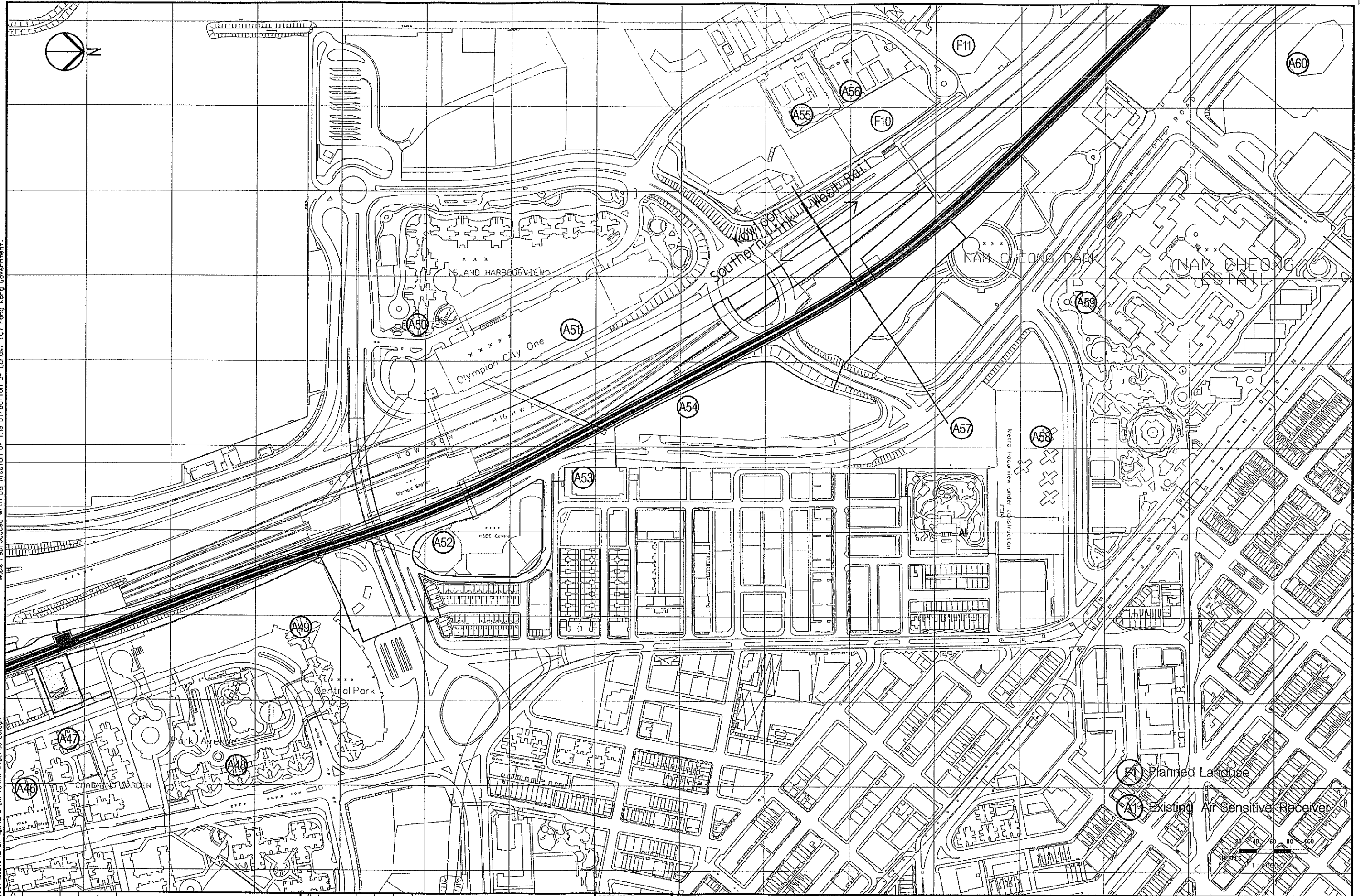
ARUP

KOWLOON SOUTHERN LINK KSL GSA-5100
EIA & ASSOCIATED SERVICES

LOCATIONS OF AIR SENSITIVE RECEIVERS

CADD FILENAME	CADD DATE
SCALE	1 : 4000 @ A3
DRAWING NUMBER	FIGURE 5-2-1
SHEET NO	1 OF 3
STAGE CODE	P
REV	E

Maps reproduced with permission of The Director of Lands. (C) Hong Kong Government.



(F) Planned Land Use
 (A) Existing Air Sensitive Receiver

REV	DATE	BY	SUB	APP	DESCRIPTION
△	DEC2003	SW	FC	ST	E1A REPORT
△	NOV2003	SW	FC	ST	E1A REPORT
△	30MAY2003	SW	FC	ST	E1A REPORT
△	7MAR2003	SW	FC	ST	E1A REPORT (2ND DRAFT)
△	11OCT2002	SW	FC	ST	E1A REPORT (1ST DRAFT)

DESIGNED BY	SW
DRAWN BY	RL
CHECKED BY	FC
IN CHARGE	ST
DATE	5 DEC 2003

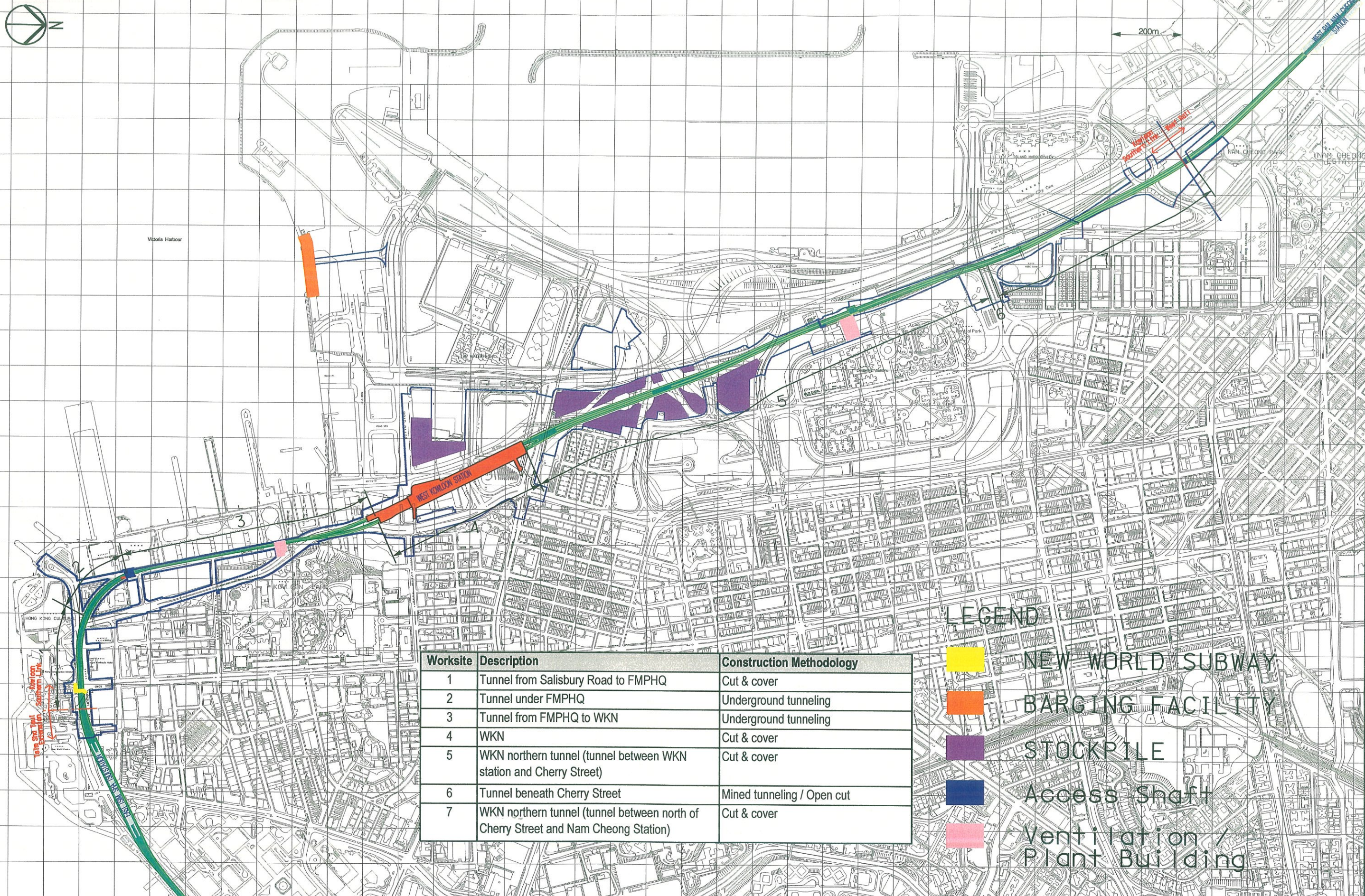
KCR 九廣鐵路
New Railway Projects
新鐵路策劃

Ove Arup & Partners Hong Kong Limited **ARUP**

KOWLOON SOUTHERN LINK KSL GSA-5100
EIA & ASSOCIATED SERVICES

LOCATIONS OF AIR SENSITIVE RECEIVERS

CADD FILENAME	CADD DATE
SCALE	1 : 4000 @ A3
DRAWING NUMBER	FIGURE 5-2-3
SHEET NO	3 OF 3
STAGE CODE	P
REV	E



Worksite	Description	Construction Methodology
1	Tunnel from Salisbury Road to FMPHQ	Cut & cover
2	Tunnel under FMPHQ	Underground tunneling
3	Tunnel from FMPHQ to WKN	Underground tunneling
4	WKN	Cut & cover
5	WKN northern tunnel (tunnel between WKN station and Cherry Street)	Cut & cover
6	Tunnel beneath Cherry Street	Mined tunneling / Open cut
7	WKN northern tunnel (tunnel between north of Cherry Street and Nam Cheong Station)	Cut & cover

LEGEND

- NEW WORLD SUBWAY
- BARGING FACILITY
- STOCKPILE
- Access Shaft
- Ventilation / Plant Building

REV	DATE	BY	SUB	APP	DESCRIPTION
△	NOV2003	SW	FC	ST	EIA REPORT
△	30MAY2003	SW	FC	ST	EIA REPORT
△	7MAR2003	SW	FC	ST	EIA REPORT (2ND DRAFT)
△	11OCT2002	SW	FC	ST	EIA REPORT (1ST DRAFT)

DESIGNED BY	SW
DRAWN BY	RL
CHECKED BY	FC
IN CHARGE	ST
DATE	11 NOV 2003



New Railway Projects
新鐵路策劃

Ove Arup & Partners Hong Kong Limited



KOWLOON SOUTHERN LINK KSL GSA-5100
EIA & ASSOCIATED SERVICES

**LOCATION OF WORKSITES,
STOCKPILES & BARGING FACILITY**

CADD FILENAME	CADD DATE
SCALE	11 NOV 2003
DRAWING NUMBER	1 : 10000 @ A3
FIGURE 5-3	
SHEET NO	STAGE CODE REV
	P D